
















**Model Color Chart, Fusion single 300W/lin inch
H-bulb, actual dose (mJ/cm²) measured with
ILT-393 radiometer, (UVA/UVB range)**

Unexposed	
100	
200	
400	
550	
800	
1700	
3400	

**Model Color Chart, Fusion single 300W/lin inch
D-bulb, actual dose (mJ/cm²) measured with
ILT-393 radiometer, (UVA/UVB range)**

Unexposed	
150	
350	
600	
900	
1300	
2600	
5200	